

## Ultra Low Capacitance ESD Protection Diode

### DESCRIPTION

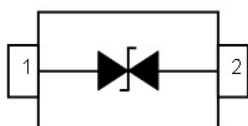
GESD3Z3V3BU is an ultra low-capacitance Transient Voltage Suppressor (TVS) designed to provide electrostatic discharge (ESD) protection for high-speed data interfaces. With typical capacitance of 0.25pF, GESD3Z3V3BU is designed to protect parasitic-sensitive systems against over-voltage and over-current transient events. It complies with IEC 61000-4-2 (ESD), Level 4 ( $\pm 15\text{kV}$  air,  $\pm 8\text{kV}$  contact discharge), IEC 61000-4-4 (electrical fast transient - EFT) (40A, 5/50 ns), very fast charged device model (CDM) ESD and cable discharge event (CDE), etc.

GESD3Z3V3BU uses ultra-small SOD-323 package. Each GESD3Z3V3BU device can protect one high-speed data line. It offers system designers flexibility to protect single data line where space is a premium concern. The combined features of low capacitance, ultra-small size and high ESD robustness make GESD3Z3V3BU ideal for high-speed data port and high-frequency line applications, such as cellular phones and HD visual devices.

### ORDERING INFORMATION

- ✧ Device: GESD3Z3V3BU
- ✧ Package: SOD-323
- ✧ Marking: 3BU
- ✧ Material: Halogen free
- ✧ Packing: Tape & Reel
- ✧ Quantity per reel: 3,000pcs

### PIN CONFIGURATION



### FEATURES

- ✧ Transient protection for high-speed data lines
  - IEC 61000-4-2 (ESD)  $\pm 15\text{kV}$  (Air)
  - $\pm 8\text{kV}$  (Contact)
  - IEC 61000-4-4 (EFT) 40A (5/50 ns)
  - Cable Discharge Event (CDE)
- ✧ Ultra-small package
- ✧ Protects one data, control line
- ✧ Low capacitance: 0.25pF (Typical)
- ✧ Low leakage current
- ✧ Low clamping voltage

### MACHANICAL DATA

- ✧ SOD-323 package
- ✧ Flammability Rating: UL 94V-0
- ✧ Packaging: Tape and Reel
- ✧ High temperature soldering guaranteed:  $260^{\circ}\text{C}/10\text{s}$
- ✧ Reel size: 7 inch

### APPLICATIONS

- ✧ 10/100M Ethernet Ports
- ✧ WAN/LAN Equipment
- ✧ Desktops, Servers and Notebooks
- ✧ Cellular Phones
- ✧ Switching Systems
- ✧ Audio/Video Inputs

### PACKAGE OUTLINE



## Ultra Low Capacitance ESD Protection Diode

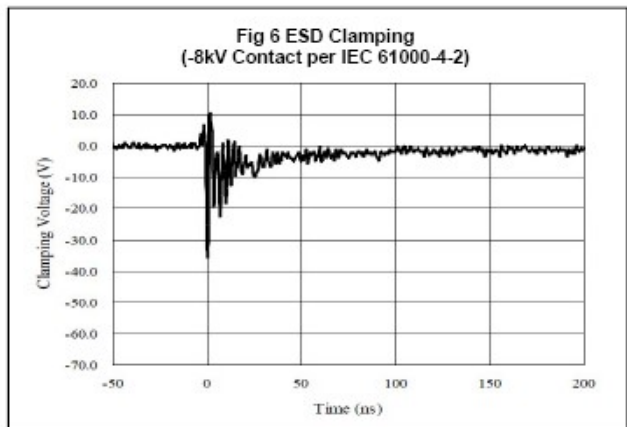
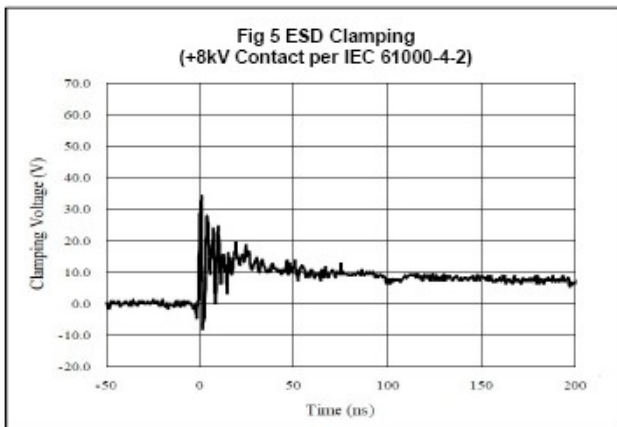
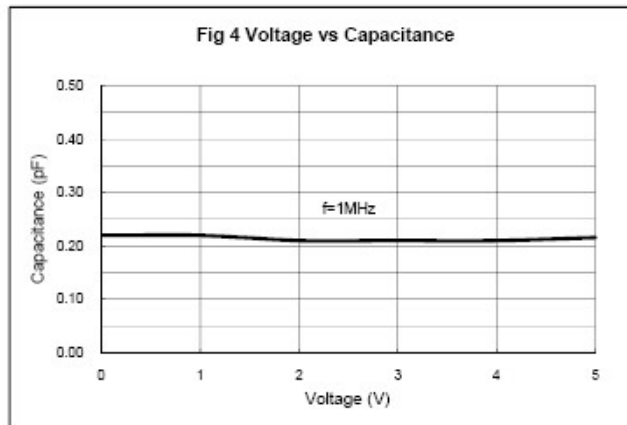
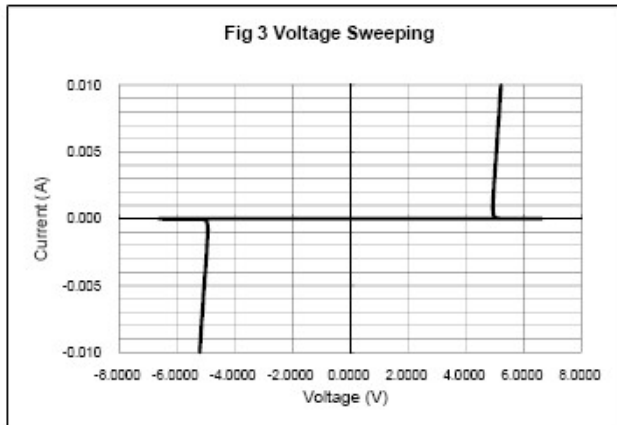
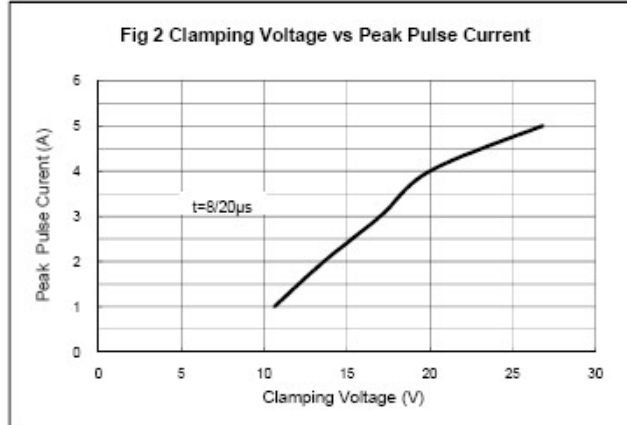
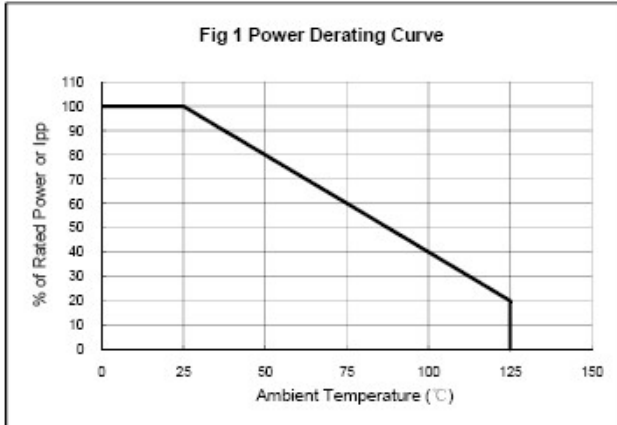
### ABSOLUTE MAXIMUM RATING

Symbol	Parameter	Value	Units
$V_{ESD}$	ESD per IEC 61000-4-2 (Air)	$\pm 20$	kV
	ESD per IEC 61000-4-2 (Contact)	$\pm 20$	
$P_{PP}$	Peak Pulse Power (8/20 $\mu$ s)	100	W
$T_{OPT}$	Operating Temperature	-55~125	$^{\circ}$ C
$T_{STG}$	Storage Temperature	-55~150	$^{\circ}$ C

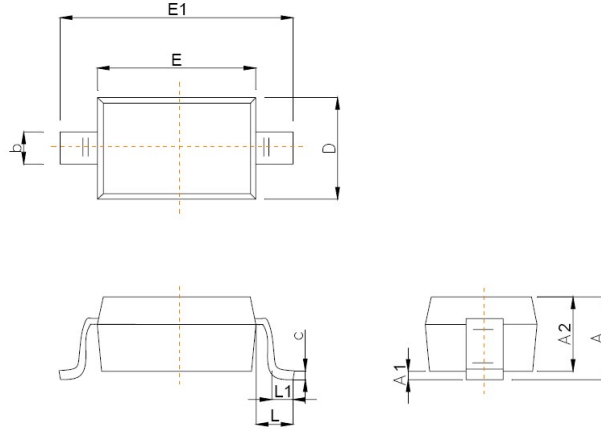
### ELECTRICAL CHARACTERISTICS ( $T_{amb}=25^{\circ}$ C)

Symbol	Parameter	Test Condition	Min	Typ	Max	Units
$V_{RWM}$	Reverse Working Voltage				3.3	V
$V_{BR}$	Reverse Breakdown Voltage	$I_T = 1mA$	4.2			V
$I_R$	Reverse Leakage Current	$V_{RWM} = 3.3V$			100	nA
$V_C$	Clamping Voltage	$I_{PP} = 1A, t_p = 8/20\mu s$			12	V
		$I_{PP} = 4A, t_p = 8/20\mu s$			25	V
$C_J$	Junction Capacitance	$V_R = 0V, f = 1MHz$		0.25	0.40	pF

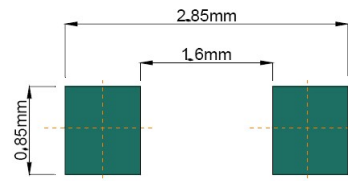
### ELECTRICAL CHARACTERISTICS CURVE



### SOD-323 PACKAGE OUTLINE DIMENSIONS



Symbol	Dimensions In Millimeters	
	Min	Max
A		1.00
A1	0.000	0.100
A2	0.800	0.900
b	0.250	0.350
c	0.080	0.150
D	1.200	1.400
E	1.600	1.800
E1	2.500	2.700
e	1.800	2.040
L	0.475 REF	
L1	0.250	0.400
$\theta$	0°	8°



Recommended Pad outline