

FEATURES

- ✧ High current capability, low forward voltage
- ✧ Excellent high temperature stability
- ✧ Low power loss, and high efficiency
- ✧ High forward surge capability
- ✧ RoHS compliant, and Halogen free

MACHANICAL DATA

- ✧ Case: TO-277B small outline plastic package
- ✧ Terminal: Matte tin plated, solderable per MIL-STD-750, Method 2026
- ✧ Molding Compound Flammability Rating:UL94-0
- ✧ High temperature soldering guaranteed: 260°C/10second
- ✧ Packed with FRP substrate and epoxy underfilled

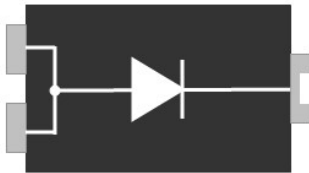
ORDERING INFORMATION

- ✧ Device: GSD10U45SL
- ✧ Package: TO-277B
- ✧ Marking: 10U45
- ✧ Material: Halogen free
- ✧ Packing: Tape & 13" Reel
- ✧ Quantity per reel: 3,000pcs or 5,000pcs

APPLICATIONS

- ✧ Switching mode power supply applications
- ✧ Portable equipment battery applications
- ✧ High frequency rectification
- ✧ DC/DC converter
- ✧ Designed as bypass diodes for solar panels

PIN CONFIGURATION



PACKAGE OUTLINE



ABSOLUTE MAXIMUM RATING (Tamb=25°C, unless otherwise specified)

Symbol	Parameter	Value	Units
V_{RRM}	Repetitive Peak Reverse Voltage	45	V
$I_{F(AV)}$	Average Forward Current	10	A
I_{FSM}	Peak Forward Surge Current, 8.3ms single half sine-wave	280	A
T_J & T_{STG}	Junction and Storage Temperature	-40~+150	°C

ELECTRICAL CHARACTERISTICS (Tamb=25°C, unless otherwise specified)

Symbol	Parameter	Test Condition	Min	Typ	Max	Units
V _F	Forward Voltage	I _F = 2A		0.32	0.34	V
		I _F = 5A		0.36	0.39	V
		I _F = 10A		0.42	0.44	V
I _R	Reverse Leakage Current	V _R = 45V			0.3	mA
C _J	Junction Capacitance	f=1MHz, V _R =4V		600		pF
R _{th(JA)}	Thermal Resistance (note 1)			31		°C/W

Note 1: Polyimide PCB, 2oz. copper. Cathode pad dimensions 18.8x14.4mm. Anode pad dimensions 5.6x14.4mm

ELECTRICAL CHARACTERISTICS CURVE

Fig 1 Typical Forward Current Derating Curve

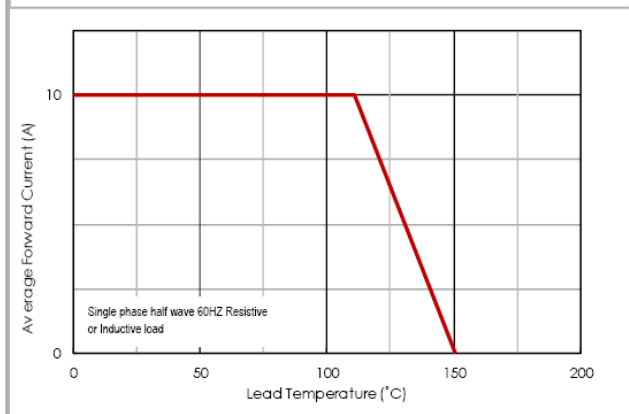


Fig 2 Typical Instantaneous Forward Characteristics

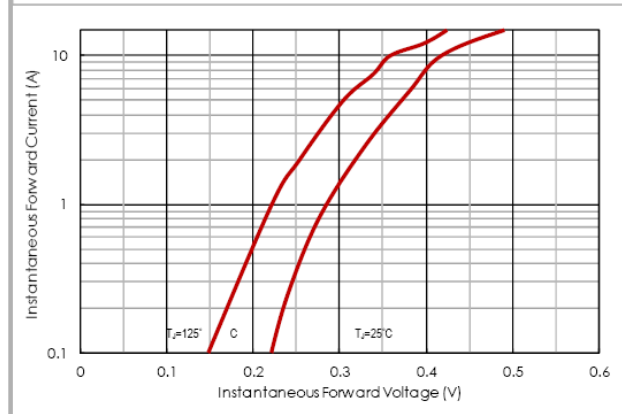


Fig 3 Max. Non-Repetitive Forward Surge Current

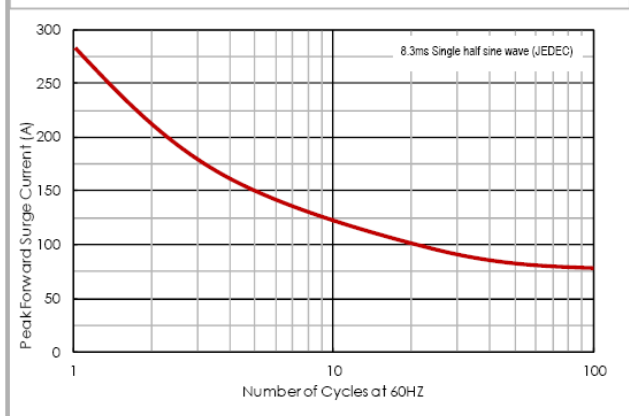
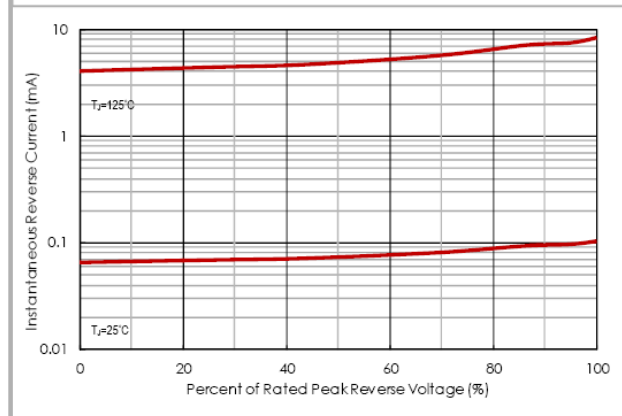
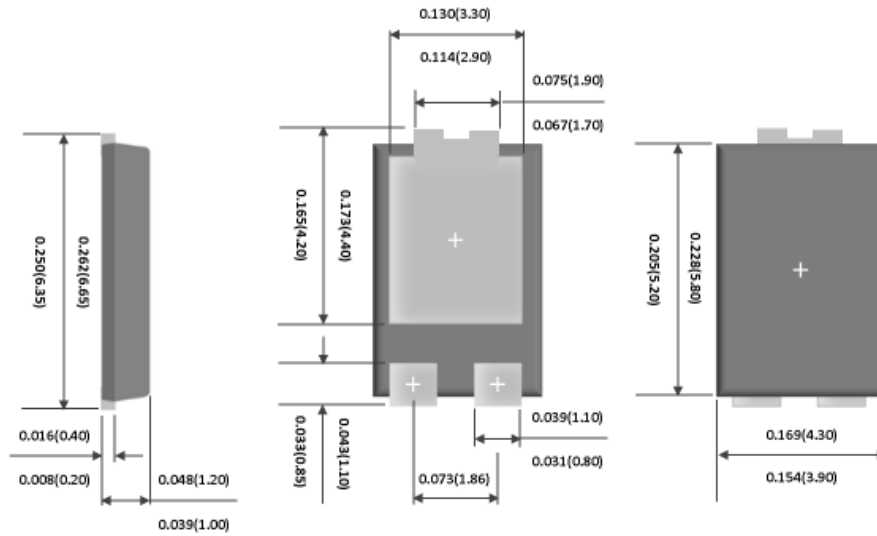


Fig 4 Typical Reverse Characteristics

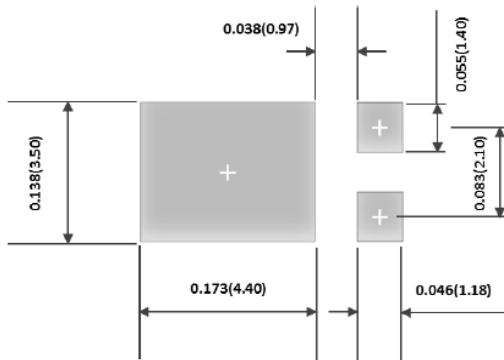


TO-277B PACKAGE OUTLINE DIMENSIONS



unit: mm

FOOT PRINT RECOMMENDATION



unit: mm

MARKING CODE



10U45	YYYY	XXX
Device name	Trace code	Date code
		XXX
		XX=month(01,02,03,04,...11,12)
		X=year(2=2012,3=2013,4=2014...)